



Elveflow® Product Line 2015

Plug & Play systems
for high level microfluidics

Developed by researchers for researchers

ELVEFLOW Plug & Play Microfluidics

OB1

Mk 3



Pressure & Vacuum Flow Controller

20 times more stable & up to 10 times faster than standard microfluidic flow controllers

AF1

series



Mobile Pressure & Vacuum Pump

Vacuum & Pressure on the same channel
No need for an external compressor

MUX

series



Flow Switches Matrices

Control PDMS valves in 50 ms
Switch & stop the flow in your devices in 100 ms

FRD

flow reader



Microfluidic Flow Reader

Measure the exact flow rate in your setup
Compliant with any fluid motion source

MFS

series



Microfluidic Flow Sensor

Turn your AF1/OB1 into the most performant syringe pump
Keep the responsiveness of pressure driven flow

KITS

series



Microfluidic Connection Kits

Fittings & Connectors | Sample Reservoirs
Tubing & Flow Resistance | Multi-Port Manifolds & Splitters

TEMP

series



Microfluidic Heater/Cooler

Change the temperature of your sample in 10 s
Special Packs for *S. Pombe* & *C. elegans* embryos

BOX

Soft Litho



Soft Lithography Station

A turnkey system that includes everything to make your chips
No need for a Clean Room

OB1 *Mk3*

Pressure & Vacuum Controller

20 X more stable & up to 10 X faster
than other microfluidic flow controllers

Stability: 0.005 % - Response Time: 9 ms



Pressure & vacuum within the same channel.

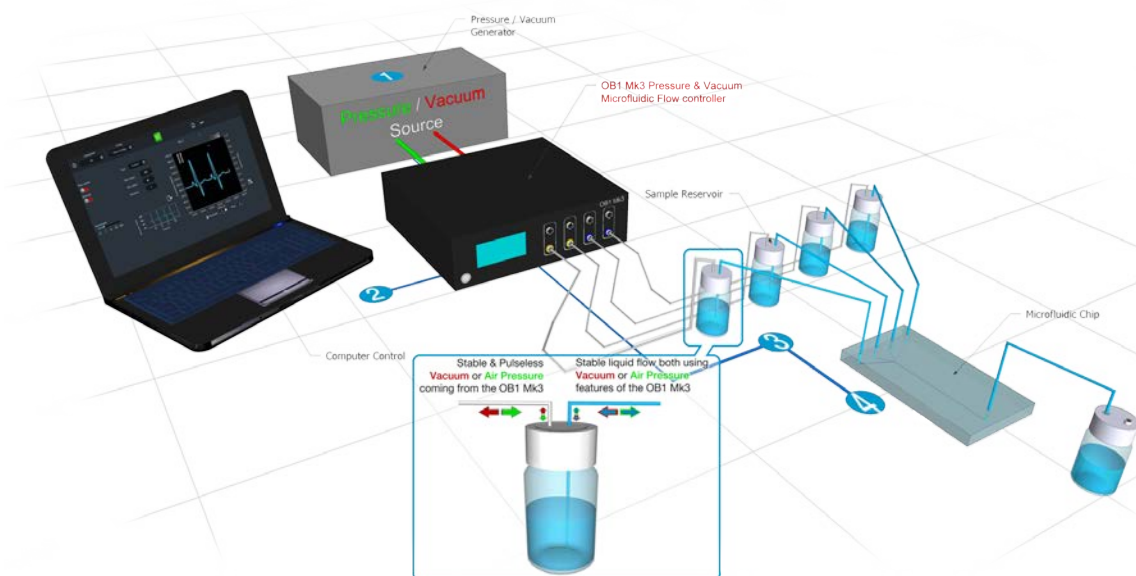
Outstanding performances

- › Pressure stability: 0.005 %
- › Pressure Sensor Resolution 0.006 %
- › Response time: 9 ms
- › Settling time: 40 ms

Wide range of applications

- › Digital microfluidics: micro-droplets, anisotropic particles, double emulsion generation & handling
- › Bead and particle manipulation
- › Fast liquid sample switching
- › Cell culture experiments

OBI PRINCIPLE



1 Pressure & Vacuum Source

Connect a pressure and a vacuum source to your OB1.

2 Monitoring

Control the pressure and flow rate* using the Elveflow Smart Interface on your computer. This software enables you to create and automate sequences with a specific pressure or flow rate profile.

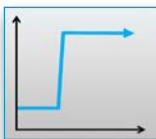
3 Sample

Depending on your choice, the liquids can be **sucked into** the reservoir or be **ejected** therefrom since the OB1 can use **Pressure** or **Vacuum** within the same fluidic channel.

4 Chip

OB1 Pressure & Vacuum features offers precise sample handling, and provides full control over the sample injection.

OBI FEATURES & BENEFITS



› Short Response & Settling Time *Responsive performance.*

The piezo technology used on the OB1 Mk3 enable a blazing fast flow change in your microdevice and make the OB1 the flow controller of choice for the most demanding microfluidic applications.

› Highest Flow Stability *Taking control to a new level.*

The 0.005 % flow stability ensures a superior flow performance even at low flow rates, to provide you with low noise data and quality results upon first time.

› Accurate Flow Rate Control *Master the Flow.*

Our flow regulation algorithm provides a real time regulation of the flow rate inside your microchannels while keeping the stability and responsiveness of pressure driven flows.



› Plug & Play Software Interface *Shorten the Path to Your Goal.*

ESI - Elveflow Smart Interface - controls all Elveflow instruments, letting you automate basic functions to operate all your devices with the same intuitive interface. Seldom used expert functions are out of sight, but just a mouse click away. Save time and get faster answers to your questions!

› Complex Fluidic Profiles *Make the Complex Simple.*

Our profile editor will enable you to easily create and program sine, triangle, square, sawtooth and pulses flow profiles to automate the most sophisticated protocols.



› High Customization Flexibility *Your Flexible Choice of Elements.*

The OB1 offers a range of technical features and product versions that enable you to design your OB1 instrument the way you prefer. Get from 1 up to 4 channels, in any maximum pressure range (200 mbar, 2 bar, 8 bar or vacuum) with any type of flow sensor, on the same instrument.

› Setup Synchronization *Communication Skills.*

The OB1 offers a TTL trigger set for easily synchronizing your instrument with any Elveflow device, microscope or mechanical shutter. Get a complete control of all the devices involved in your experiments.

› High Compliance *Ever ready.*

Former electro-mechanical pressure controllers have limited gas throughput which limits their ability to quickly pressurize large tanks. The OB1 MkII technology enables fast pressurization of tanks up to 1 liter and enables you to setup long term or high flow rate microfluidic experiments.

The Elveflow® Smart Interface Makes Your Work Easier

Thanks to an ergonomic design of the fluidic functions & modules, your routine tasks and workflows will be more comfortable.

- ▶ Intuitive control interface
- ▶ Real time control using pressure or flow rate regulation
- ▶ Pressure & flow rate visualization and recording
- ▶ Programming & automation of complex sequences
- ▶ Easy alternative instrument control through the provided Labview® and Matlab® libraries, and DLLs



National Instruments is our technological partner for embedded electronics



OB1 TECHNICAL SPECIFICATIONS

Unit Pressure Range	0-200 mbar (0-2.9 psi)	0-2000 mbar (0-29 psi)	0-8000 mbar (0-116 psi)	-1000 to 1000 mbar (-14.5 psi to 14.5 psi)
Pressure Stability ⁽¹⁾	0.005 % FS 10 µbar - 0.00014 psi	0.005 % FS 100 µbar - 0.0014 psi	0.006 % FS 500 µbar - 0.007 psi	0.05% FS (-1000 to 500 mBar : 1 mBar - 0.014 psi) 0.25% FS (500 to 1000 mBar: 5 mBar - 0.072 psi)
Response Time	down to 9 ms ⁽²⁾			
Settling Time	down to 40 ms ⁽³⁾			
Pressure Sensor Resolution	0.006 % FS 12.2 µbar - 0.00017 psi	0.006 % FS 122 µbar - 0.0017 psi	0.006 % FS 0.48 mbar - 0.007 psi	0.006 % FS 122 µbar - 0.0017 psi
Input Pressure (min - max)	1.5 bar - 10 bar			Any value from 0 to -1 bar ⁽⁴⁾ .
Liquid Compatibility	No liquid should enter the OB1. Any aqueous or organic solvent, oil or biological sample solution can be propelled.			
Pressure Source	Non corrosive, non explosive, dry and oil-free gases, <i>e.g.</i> air, argon, N ₂ , CO ₂ ,...			

OB1 PRODUCTS & SERVICES

Elements provided by Elveflow	Included	Optional
Software & libraries Control all Elveflow® instruments with the same smart interface.	●	
OB1 Connection kit A complete set of accessories fitted for the OB1 pressure controller.		●
Kits Connect any pressure source/syringe pump to your device.		●
Reservoirs Gas tight reservoirs with ergonomic fluidic connection.		●
Flow Sensors A line of sensors to monitor very low liquid flow rates.		●
Compressor A safe & secure pressure source for the OB1 pressure controller.		●

Related Products & Services



► Eppendorf® Microfluidic Tank

100% gas tight connection caps.
1.5 - 2 mL Eppendorf® tubes
1.5 mL BD Falcon® tubes
100 mL - 2 L Upchurch® bottle



► Connection Kits

Bored of microplumbing issues?
Our kits enable to easily connect your microfluidic device to any pressure or flow control equipment.



► Broad Product Line

Elveflow instruments are designed to work together on your microfluidic setup. Switch valve system, flow rate monitoring,



► Service

Benefit from our microfluidics PhD team's expertise. Take advantage of our support for specific developments on your setup.

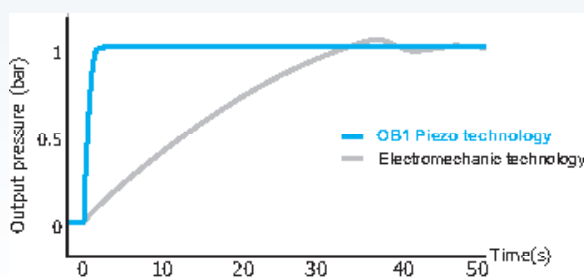


► Grants & Partnerships

Elveflow invests in co-development and cooperative projects with academic, SME and industrial partners to take an active part in

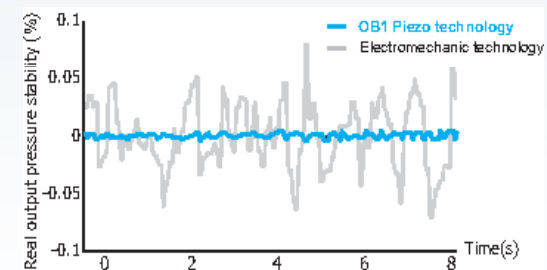
Performance cannot just be told, it must be experienced.

Responsiveness



Experimental condition: pressure response to a 1 bar step with an output volume of 300 mL.

Stability



Experimental condition: pressure stability at 150 mbar with an output volume of 2 mL.

- (1) Output stability measured at 150 mBar with an external high accuracy pressure sensor (Druck DPI150) (2) Depending on user computer operating system (3) Volume dependent – Measurement done on 12 mL reservoir for a set point from 0 to 200 mbar
(4) The VACUUM channels can be used without vacuum source if only positive pressures are desired. If no VACUUM channels are present the Vacuum Input can be left open.

It is no coincidence that the most prestigious names trust in us



AF1

Pressure Generator



An autonomous pump designed to match all mobile workers needs

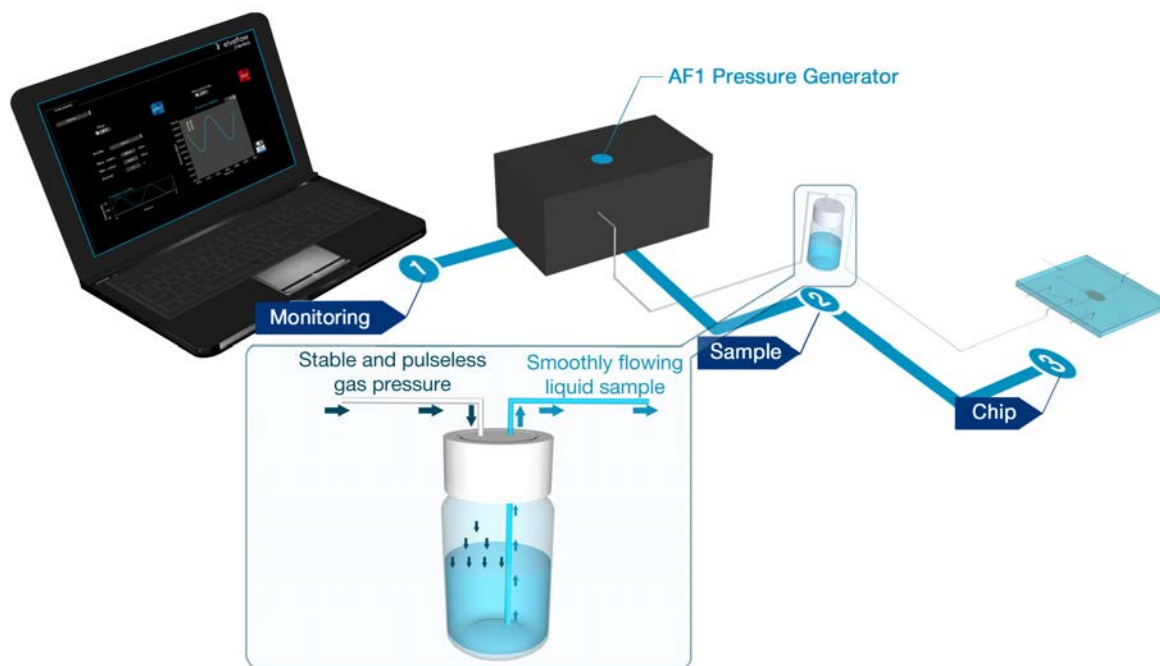
Exceptional performances

› Pressure resolution: 100 μ bar › Pressure stability: 100 μ bar › Response time: 50 ms › Settling time: 100 ms

Wide application range

- › Digital microfluidics: micro-droplets, anisotropic particles, double emulsions generation & handling
- › Beads and particles manipulation
- › Fast liquid sample switching
- › Cell culture experiments under medium perfusion

AF1 PRINCIPLE



1 Monitoring

Control the pressure and the flow rate* through the Elveflow Smart Interface on your PC.

This software enables you to create and automate sequences with a specific pressure or flow rate profile.

2 Sample

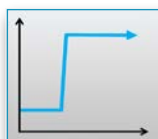
Pressurize the liquids samples stored into the reservoirs with your AF1.

3 Chip

Pressurized liquids are smoothly and precisely injected into the chip in accordance with the set pressure or flow rate profile.

* flow sensor required.

AF1 FEATURES & BENEFITS



› Short Response & Settling Time *Get the Highest Responsiveness.*

The piezo technology used for the AF1 enable a blazing fast flow change in your microdevice (100 ms response time, 100 ms settling time) to perform amazingly dynamic experiments.

› Highest Flow Stability *Enjoy a Smooth & Pulseless Flow.*

The 100 μ bar flow stability (i.e. 0.05 % F. S.) ensures a superior flow performance even at low flow rates, to provide you with low-noise data and quality experimental results upon first time.

› Accurate Flow Rate Control *Master the Flow.*

Our flow regulation algorithm provides a real time regulation of the flow rate inside your microchannels while keeping the stability and responsiveness of pressure driven flows.



› Plug & Play Software Interface *Shorten the Path to Your Goal.*

ESI - Elveflow Smart Interface - controls all Elveflow instruments, letting you automate basic functions to operate all your devices with the same intuitive interface. Seldom used expert functions are out of sight, but just a mouse click away. Save time and get faster answers to your questions!

› Complex Fluidic Profiles *Make the Complex Simple.*

Our profile editor will allow you to easily create and program sine, triangle, square, sawtooth and pulses flow profiles to automate the most sophisticated protocols.



› Portability *Performance Anywhere.*

The AF1 provides superior portability while keeping performances at high level, to deliver a stable and pulseless fluid flow for the most demanding experiments, anytime, anywhere.

› Setup Synchronization *Communication Skills.*

The AF1 offers a TTL triggers set for easily synchronizing your instrument with any Elveflow® device, microscopes or mechanical shutter. That way you can have a full control of all the devices involved in your microfluidic experiment.

› Compactness *Small, yet Mighty.*

Subtle experiments sometimes require rather significant space. Fortunately, the AF1 is shaped to deliver impressive performances while saving valuable lab bench space (220 x 130 x 130 mm L x l x h).

The Elveflow® Smart Interface Makes Your Work Easier

Thanks to an ergonomic design of the fluidic functions & modules, your routine tasks and workflows will be more comfortable.

- ▶ Intuitive control interface
- ▶ Real time control using pressure or flow rate regulation
- ▶ Pressure & flow rate visualization and recording
- ▶ Programming & automation of complex sequences
- ▶ Alternative instrument control through the provided Labview® and Matlab® libraries, and DLLs



National instruments is our technological partner for embedded electronics



AF1 Dual

Pressure & Vacuum

The only microfluidic instrument in the world able to generate pressure & vacuum on the same channel



Partner modules that can deliver pressure & vacuum on the same channel

Vacuum & Pressure **Generator**

Generate vacuum & pressure wherever an electric plug is available.

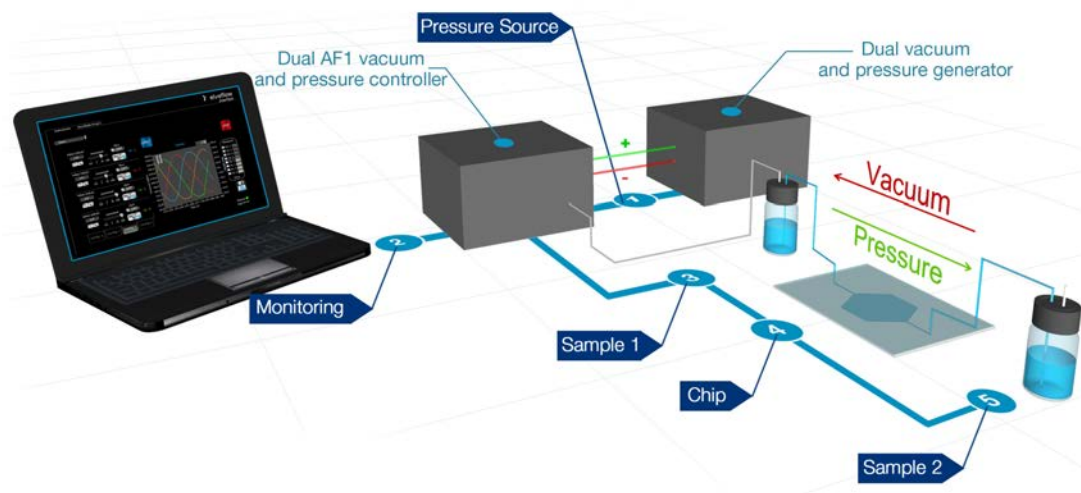
This instrument has been designed to ensure a perfect teamwork with the AF1 Dual Vacuum & Pressure Controller, that would bring the control and accuracy you need. This instrument can also be used independently.

Vacuum & Pressure **Controller**

Regulate negative & positive pressure on the same channel.

This instrument covers a pressure control range from -700 mbar to 1000 mbar. It has to be linked to an external pressure/vacuum source such as the AF1 Dual Vacuum & Pressure Generator to supply regulated vacuum and pressure.

AF1 Dual PRINCIPLE



1 Pressure Source

The AF1 Dual Controller has to be connected to an external pressure source that can be, for instance, the AF1 Dual Generator.

2 Monitoring

Control the outlet pressure (or the flow rate*) of the AF1 Dual Vacuum & Pressure Controller through the Elveflow Smart Interface on your PC.

3 Sample 1

The liquid stored into this reservoir can be injected into your chip using pressure.

4 Chip

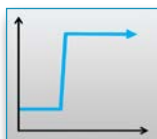
The liquid is smoothly and precisely injected into the microfluidic chip.

5 Sample 2

The liquid stored into this reservoir can be sent into your chip using vacuum.

* flow sensor required.

AF1 Dual FEATURES & BENEFITS



> Highest Flow Stability

Enjoy a Smooth & Pulseless Flow.

The 1mbar flow stability provided by the AF1 Dual ensures a superior flow performance even at low flow rates, to provide you with low-noise data and quality experimental results upon first time.

> Short Response & Settling Time

Get the Highest Responsiveness.

The piezo technology used for the AF1 enable a blazing fast flow change in your microdevice (100 ms response time, 100 ms settling time) to perform amazingly dynamic experiments.

> Bi-directional Flow Control

Master the Flow.

The -700 mbar to 1000 mbar pressure control range allows you to precisely manage positive and negative flow rates on the same channel with the same instrument.



> Plug & Play Software Interface

Shorten the Path to Your Goal.

ESI - Elveflow Smart Interface - controls all Elveflow instruments, letting you automate basic functions to operate all your devices with the same intuitive interface. Seldom used expert functions are out of sight, but just a mouse click away.

> Complex Fluidic Profiles

Make the Complex Simple.

Our profile editor will allow you to easily create and program sine, triangle, square, sawtooth and pulses flow profiles to automate the most sophisticated protocols.



> Portability

Performance Anywhere.

The AF1 provides superior portability while keeping performances at high level, to deliver a stable and pulseless fluid flow for the most demanding experiments, anytime, anywhere.

> Setup Synchronization

Communication Skills.

The AF1 offers a TTL triggers set for easily synchronizing your instrument with any Elveflow® device, microscopes or mechanical shutter. That way you can have a full control of all the devices involved in your microfluidic experiment.

> Compactness

Small, yet Mighty.

Subtle experiments sometimes require rather significant space. Fortunately, the AF1 is shaped to deliver impressive performances while saving valuable lab bench space (220 x 130 x 130 mm L x l x h).

The Elveflow® Smart Interface Makes Your Work Easier

Thanks to an ergonomic design of the fluidic functions & modules, your routine tasks and workflows will be more comfortable.

- ▶ Intuitive control interface
- ▶ Real time control using pressure or flow rate regulation
- ▶ Pressure & flow rate visualization and recording
- ▶ Programming & automation of complex sequences
- ▶ Alternative instrument control through the provided Labview® and Matlab® libraries, and DLLs



National instruments is our technological partner for embedded electronics

AF1 TECHNICAL SPECIFICATIONS

AF1 Unit Pressure range Premium	0 to 200 mbar (0 to 2.9 psi)	0 to 1600mbar (0 to 23 psi)	Dual Pressure & Vacuum Controller -700 to 1000 mbar (-10 to 14 psi)
Type of pressure	Positive	Positive	Negative & Positive
Pressure Sensor Resolution	0.006 % FS 12.2 µbar - 0.00017 psi	0.006 % FS 122 µbar - 0.0017 psi	0.006 % FS 122 µbar - 0.0017 psi
Pressure stability	100 µbar (0.0014 psi) i.e. 0.05 % Full Scale	1 mbar (0.014 psi) i.e. 0.05 % Full Scale	-700 to 500 mBar : 1 mBar 500 to 1000 mBar: 5 mBar
Response time	50 ms		
Settling time	down to 40 ms ⁽¹⁾		
Supply pressure (min - max)	Integrated pump No pressure source needed		Pressure supply needed (1.5 bar min, 2.5 bar max)
Liquid compatibility	Any aqueous or organic solvent, oil, or biological sample solution can be propelled		
Power consumption	15 W (100 V to 240 V - 50 Hz to 60 Hz)		
Weight	1.7 kg		
Case dimensions L x l x h (mm)	220 x 130 x 130		
Output connectors	Stainless steel female luer lock		

(1) Volume dependent – Measurement done on 12 mL reservoir for a set point from 0 to 200 mbar

AF1 PRODUCTS & SERVICES

Elements provided by Elveflow	Included	Optional
Software & libraries Control all Elveflow® instruments with the same smart interface.	●	
AF1 Connection kit A complete set of accessories fitted for the AF1 pressure generator.		●
Kits Connect any pressure source/syringe pump to your device.		●
Reservoirs Gas tight reservoirs with ergonomic fluidic connection.		●
Flow Sensors A line of sensors to monitor very low liquid flow rates.		●
Compressor A safe & secure pressure source for the OB1 pressure controller.		●

Related Products & Services



› Eppendorf® Microfluidic Tank

100% gas tight connection caps.
1.5 - 2 mL Eppendorf® tubes
1.5 mL BD Falcon® tubes
100 mL - 2 L Upchurch® bottle caps.



› Connection Kits

Bored of microplumbing issues? Our kits enable to easily connect your microfluidic device to any pressure or flow control equipment.



› Broad Product Line

Elveflow instruments are designed to work together on your microfluidic setup. Switch valve system, flow rate monitoring, temperature control...



› Service

Benefit from our microfluidics PhD team's expertise. Take advantage of our support for specific developments on your setup.



› Grants & Partnerships

Elveflow invests in co-development and cooperative projects with academic, SME and industrial partners to take an active part in the development of microfluidics.

It is no coincidence that the most prestigious names trust in us



MFS

Microfluidic Flow Sensor



AF1 & OB1 become the most performant syringe pumps!

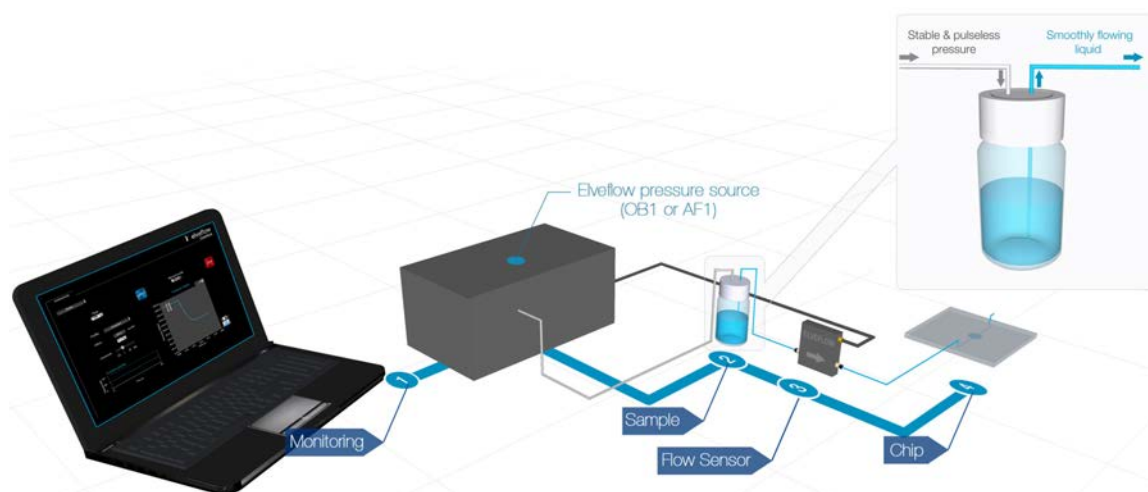
High-accuracy for very low flow rate monitoring

Exceptional performances

› Calibrated flows from 0.07 $\mu\text{L}/\text{min}$ to 5000 $\mu\text{L}/\text{min}$ › Sensor response time: 40 ms › Resolution down to 1,5 pL/s

Features that matter

- › Chemical and biological compatibility
- › Low internal volume (1 μL)
- › Bi-directional flow rate measurement (positive & negative)



1 Monitoring

Set a desired flow rate profile and control it using the Elveflow Smart Interface on your computer.

2 Sample

Pressurize the liquids samples into the reservoirs with your Elveflow instrument (OB1 or AF1).

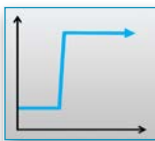
3 Flow Sensor

The sensor output signal is sent to the Elveflow Smart Interface that automatically adjusts the pressure to reach the set flow rate value in your channels.

4 Microfluidic Chip

The pressurized liquid is smoothly and precisely injected into the microfluidic chip at the desired flow rate.

MFS FEATURES & BENEFITS



› Short Flow Detection Response Time

Get the Highest Responsiveness.

The exceptional qualities of these MFS flow sensors (40 ms response time, resolution down to 1,5 pL/s) enables you to conduct extremely subtle experiments requiring a very high level of technical expertise.

› Highest Flow Stability

Enjoy a Smooth & Pulseless Flow.

The combination of the MFS flow sensor's performances and the extreme pressure stability of Elveflow instruments ensures a superior flow control performance upon first time.



› Plug and Play flow control

Let it Flow.

«Plug & Play Microfluidics» is not just a motto to us. Users will benefit from a control algorithm that ensures an extremely sensitive and responsive flow rate regulation, while being very simple to operate.

› Complex Flow Rate Pattern Control

Make the Complex Simple.

Our profile editor will allow you to easily create and program sine, triangle, square, sawtooth and pulses flow rate profiles to automate the most sophisticated protocols.



› Chemical & biological compatibility

Complete Confidence.

Wetted materials include borosilicate glass, quartz glass, or inert PEEK plastic to ensure a full chemical and biological compatibility, so you can work in complete confidence.

› Broad Line of Products

A Sensor for Every Need.

Elveflow® provides a large line of flow sensors ranging from 70 nL/min to 5 mL/min, so there is always a device fitted to your experimental needs.

The Elveflow® Smart Interface Makes Your Work Easier

Thanks to an ergonomic design of the fluidic functions & modules, your routine tasks and workflows will be more comfortable.

- ▶ Intuitive control interface
- ▶ Real time control using pressure or flow rate regulation
- ▶ Pressure & flow rate visualization and recording
- ▶ Programming & automation of complex sequences
- ▶ Alternative instrument control through the provided Labview® and Matlab® libraries, and DLLs



National instruments is our technological partner for embedded electronics

MICROFLUIDIC FLOW SENSOR	MFS 1	MFS 2	MFS 3	MFS 4	MFS 5
Flow Rate Range	0 to ±1.5 µL/min	0 to ±7 µL/min	0 to ±80 µL/min	0 to± 1 mL/min	0 to ±5mL/min
Accuracy <small>(m.v. = measured value)</small>	10% m.v. between [-1500 to -70] & [70 to 1500] nL/min	5% m.v. between [-7 to 0.4] & [0.4 to 7] µL/min	5% m.v. between [-80 to -2] & [2 to 80] µL/min	5% m.v. between [-1 to -0.04] & [0.04 to 1] mL/min	5% m.v. between [-5 to -0.2] & [0.2 to 5] mL/min
	7nL/min between [-70 to 70] nL/min	20 nL/min between [-0.4 to 0.4] µL/min	120 nL/min between [-2 to 2] µL/min	2 µL/min between [-40 to 40] µL/min	10 µL/min between [-200 to 200] µL/min
Sensor Inner Diameter	25 µm	150 µm	430 µm	1.0 mm	1.8 mm
Microfluidic Fitting Type	UNF 1/4-28				
Microfluidic Fitting Material	PEEK				
Internal Sensor Capillary Material	Quartz			Borosilicate Glass	
Electrical Input	8 V  100 mA				
Analog Output	0 - 5 V				
Flow Sensor Size <small>(length x width x height)</small>	58 x 52 x 23 mm				
Weight	102 g				

The recommended storage temperature ranges from -10 °C to +60 °C.

The operating temperature range is -20 °C to +50 °C.

Liquid Flow Sensor enables fast, and non invasive measurements of very low liquid flow rates below 5 mL/min.

Excellent chemical resistance and bio-compatibility are ensured.

The flow sensor shows bi-directional and linear transfer characteristics.

The product comes fully calibrated for water. For volume applications, flow calibration for methanol or other media is available on request (all data for medium H₂O, 20°C, 1 bar unless otherwise noted).

Non-contractual information may be changed without notice.

©2019 ELVEFLOW® Microfluidic Innovation Center. All rights reserved. Information is subject to change without notice.

Related Products & Services



› Eppendorf® Microfluidic Tank

100% gas tight connection caps.
1.5 - 2 mL Eppendorf® tubes
15 mL BD Falcon® tubes
100 mL - 2 L Upchurch® bottle caps.



› Grants & Partnerships

Elveflow invests in co-development and cooperative projects with academic, SME and industrial partners to take an active part in the development of microfluidics.



› Connection Kits

Bored of microplumbing issues? Our kits enable to easily connect your microfluidic device to any pressure or flow control equipment.



› Broad Product Line

Elveflow instruments are designed to work together on your microfluidic setup. Switch valve system, flow rate monitoring, temperature control...



› Flow Reader

A device specifically designed to be used with a flow sensor for flow rate measurements inside your microchannels




› Service

Benefit from our microfluidics PhD team's expertise. Take advantage of our support for specific developments on your setup.

It is no coincidence that the most prestigious names trust in us





Microfluidic Pressure Sensor

Liquid flow-through pressure sensor - 7.5 μ L dead volume

- › Accuracy down to 0.2 % Full Scale
- › 20 ms Settling time
- › 4 ranges from 5 psi (340 mBar) to 100 psi (7 bar)
- › Compatible with gas and liquids*
- › Ultra small dead volume of 7.5 μ L on small package version
- › Interactivity with other Elveflow instruments

* Limited only to media compatible with polyetherimide, silicon, and fluorosilicone seals

Measure and control pressure anywhere in your setup

- › Our pressure sensors work as Gauge pressure sensors, measuring positive and negative pressure relatively to atmospheric pressure.
- › Several pressure ranges are available from 5 psi (340 mBar) to 100 psi (7 bar).
- › You can plug our liquid pressure anywhere within your microfluidic setup, record the pressure on your computer and adjust the flow accordingly using our pressure pumps. The pressure sensors are fitted for Elveflow pressure pumps.

Specifications

MICROFLUIDIC PRESSURE SENSOR		MPS 1	MPS 2	MPS 3	MPS 4
Sensor Range:		5 psi (340 mBar)	15 psi (1 bar)	30 psi (2 bar)	100 psi (7 bar)
Minimum pressure (psi)		-5	-15	-15	-15
Maximum pressure (psi)		5	15	30	100
Max overpressure (psi)		20	45	60	200
Linearity (%span)	Typ.	0.4	0.25	0.1	0.1
	Max	0.5	0.5	0.2	0.2
Repeatability & Hysteresis (%span)		+/- 0.2			
Stability over 1 year (%span)		+/- 0.5			
Operating temperature		-40° to +85°C			
Specified temperature range		+0 to +50°C			
Package model		Large		Small	
Connection type		Arrow for 3/32 ID tubing		10-32 thread with ferrule	
Internal dead volume (µL)		70		7.5	
Recommended tubing diameter (inch)		3/32 ID		1/16 OD	
Material in contact		polyetherimide, silicon and fluorosilicone seal		PEEK, silicon and fluorosilicone seal	
Electrical connection		4 point measurement M8 connector compatible with Elveflow Flow Reader and a Flow Reader 4 point sensor adaptor			

MUX

Flow Switches



4 unique microfluidic flow switch matrices

Skilful instruments...

- › Fast flow switch: 25 ms
- › 2-way or 3-way valves
- › Clean fluids injection: no backflow
- › Complete flow stop
- › No residual flow
- › Low volume injection

...with extended capabilities

- › Fast medium switching - Drug Testing
- › On-chip peristaltic pumping
- › Sequential sample injection
- › Cell/particle sample screening
- › Medium perfusion switch for cell biology
- › Diffusion studies

4 unique microfluidic flow switch matrices

ROCKER valve technology » No waves created when opening & closing valves (flow displacement < 10nL).

MUX Cross Chip *The Zero Flow Virtuoso*

A flow switch matrix designed to stop the flow in microfluidic devices in 100 ms



Applications : Instantaneous Flow Stop, Small Sample Injection & Sample Premixing

- › Rocker Peek Valves
- › Plug & Play Programmable Flow Stop
- › Complete Equilibrium & Stop Flow In 100 ms
- › Ultra Low Volume Injection
- › Internal/External Trigger

MUX Flow switch Matrix *The Medium Switch Specialist*

A flow switch matrix designed for fast drug switch into microdevices in less than 300ms



Applications : Drug, Reagent & Cell Medium Switch For Cell Biology and Flow Chemistry

- › Rocker Peek Valves & PEEK Manifold
- › Plug & Play Usb Software
- › No Samples Cross-Contamination & No Backflow
- › Flexible : From 4 To 256 Valves
- › Internal/External Trigger

MUX Quake Valve *The PDMS Valves Expert*

A flow switch matrix designed to open & close bilayer PDMS valves in less than 50ms



Applications : PDMS Microvalves & Micropumps and Cell Confinement Device Control

- › Plug & Play Programmable Valve Sequence
- › Fast Valve Switch
- › Fine Valve Position Tuning
- › Flexible : From 16 To 256 Peek Valves
- › Internal/External Trigger

MUX Distributor *The Sample Injection Artist*

A rotative valve designed to easily execute fast medium switches in less than 1s.



Applications : Drug, Reagent & Cell Medium Switch For Cell Biology

- › Fast medium switch in less than 1s
- › Inject up to 6 different solutions into the same inlet
- › Clean sample injection - No back flow
- › Automate your experiment and increase reproducibility
- › Automate your sample collection

MUX FEATURES & BENEFITS



› Short Flow Switch Time

Lightning-fast.

The technology used in the Elveflow® MUX makes it possible to achieve a 25 ms flow switch into your microfluidic system. This level of performance pushes the conventional experimental limits and offers you new possibilities.

› Zero Flow

Absolute Flow Control

The MUX Flow Switch is the first system which enables to completely stop the flow in a microfluidic system in 100 ms, with zero displaced volume (flow displacement < 10 nL), thanks to the ROCKER® valve technology.



› Plug and Play Flow Control

Let it Flow.

ESI - Elveflow Smart Interface - enables you to control simultaneously up to 16 Elveflow® instruments involved in your microfluidic experiment, while being very simple to operate.

› Complex Flow Patterns

Loop it. Mix it. Send it.

Our profile editor will allow you to easily program subtle valves patterns and repeat a set of steps in a loop to automate the most sophisticated protocols.



› Chemical & Biological Compatibility

Complete Confidence.

Wetted materials include borosilicate glass, quartz glass, or inert PEEK plastic to ensure a full chemical and biological compatibility, so you can work in complete confidence.

› Setup Synchronization

Perfect Timing.

The MUX offers a TTL triggers set for easily synchronizing your instrument with any Elveflow® device, microscopes or mechanical shutter. That way you can have a full control of all the devices involved in your microfluidic experiment.

› Compactness

Small, yet Mighty.

Choose the number of valves you need from 4 to 16 (up to 256 on special request) and the type of valves, unidirectional valves (2/2) for fast sample injection or bi-directional valves (3/2) for quake valves control.

The Elveflow® Smart Interface Makes Your Work Easier

Thanks to an ergonomic design of the fluidic functions & modules, your routine tasks and workflows will be more comfortable.

- ▶ Intuitive control interface
- ▶ Real time control using pressure or flow rate regulation
- ▶ Pressure & flow rate visualization and recording
- ▶ Programming & automation of complex sequences
- ▶ Alternative instrument control through the provided Labview® and Matlab® libraries, and DLLs



National Instruments is our technological partner for embedded electronics



MUX TECHNICAL SPECIFICATIONS

MUX Elveflow® flow switches		Cross Chip	Flow Switch Matrix	Quake valve	Distributor
Power Supply	Input voltage range, AC	100 V to 240 V			
	AC supply frequency	50 Hz to 60 Hz			
	Input current, AC	1 A			
	Power consumption	35 W			
	Safety	IEC/EN 61010-1: 2001			
	Shutting down power supply	button switch or disconnect the AC/DC adapter			disconnect AC/DC adapter
Performances	Valves response time	20 ms			300 ms
	Max. supported pressure	2 bar (29 PSI)			9 bar (125 PSI)
Mechanical Specifications	Valve type	2/2-way Solenoid Valve		3/2-way Solenoid Valve	6 positions/7 ports or 10 positions/11 ports rotative valve
	Input/Output connectors	10-32 UNF (PEEK tube to port fittings adapters provided)			1/16 or 1/8 fitting-less tubing connection system
	Dimensions L x l x h (mm)	220 x 130 x 130			160 x 76 x 117
	Operating temperature	10°C to 40°C			
	Operating humidity	20 to 80%			
Software	Computer specifications	USB 2.0 port, Intel Pentium II 500 MHz, 1 Go Hard Disk space, 2 Go RAM Windows XP/Vista/7/8, 32/64 bit. Labview® 2011 is required when using Labview® libraries.			
	Connection type	USB			
	Provided elements	Labview® library, Matlab® library, C DLLs			

Related Products & Services



› Eppendorf® Microfluidic Tank

100% gas tight connection caps.
1.5 - 2 mL Eppendorf® tubes
15 mL BD Falcon® tubes
100 mL - 2 L Upchurch® bottle caps.



› Grants & Partnerships

Elveflow invests in co-development and cooperative projects with academic, SME and industrial partners to take an active part in the development of microfluidics.




› Connection Kits

Bored of microplumbing issues? Our kits enable to easily connect your microfluidic device to any pressure or flow control equipment.



› Broad Product Line

Elveflow instruments are designed to work together on your microfluidic setup. Switch valve system, flow rate monitoring, temperature control...



› Chip Holder

A device specifically designed for sample screening, small sample injection, and Zero Flow applications



› Service

Benefit from our microfluidics PhD team's expertise. Take advantage of our support for specific developments on your setup.

It is no coincidence that the most prestigious names trust in us



TEMP

Microfluidic Heater/Cooler

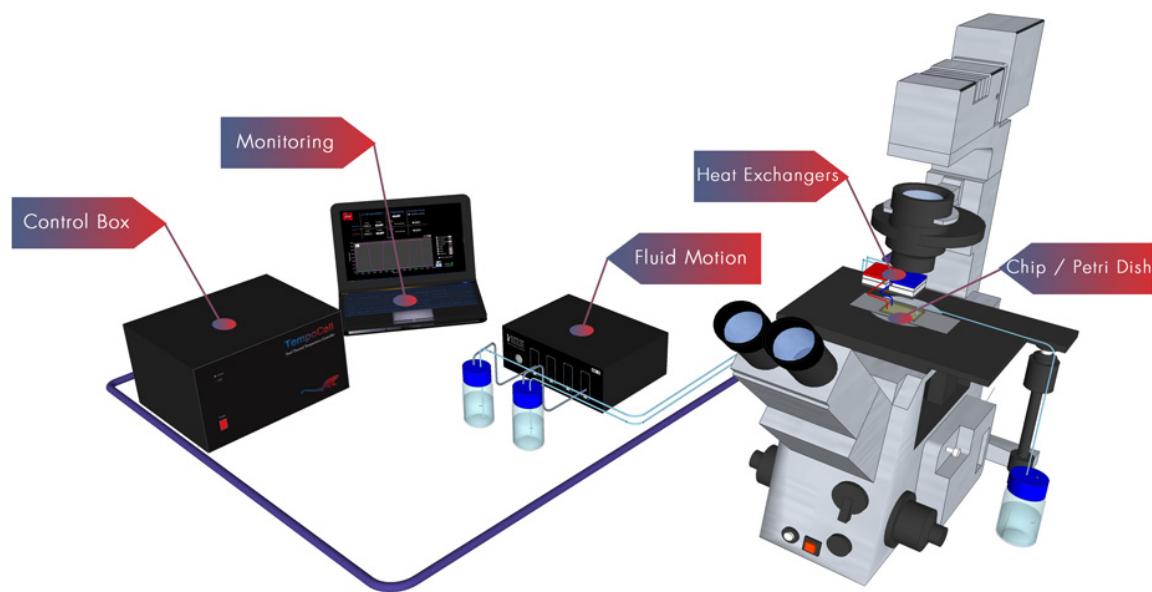
©2018 ELVEFLOW® Microfluidic Innovation Center, A



The first system designed to control the temperature of your microfluidic experiment

› 5°C/45°C range › Compatible with syringe pumps & our Elveflow® pressure controller › Stable temperature shifts within seconds

TEMP PRINCIPLE



Control & Monitoring

Program custom temperature shifting sequences & control the temperature on your heat exchanger.

Fluid Actuation System

Control the pressure or flow rate using your pressure controller or a syringe pump.

Heat Exchangers

Our tiny heat exchanger is designed to deliver a precise temperature to the sample and can be integrated in any existing microfluidic setup

Chip or Petri Dish

Controlled temperature liquids are smoothly and precisely perfused into your microfluidic chip.

TEMP FEATURES & BENEFITS



› Temperature range

Broad temperature range: from +5°C to +45°C

› Real-time

Temperature shifts in real-time during microfluidic experiments.

› Fast

Perform stable temperature shifts within seconds.

› Precise

Electronic temperature precision: $\pm 0.1^\circ\text{C}$.



› Monitoring

Setting & monitoring of complex temperature sequences using our software.

› Plug-and-Play

A plug-and-play system, delivered with all needed hardware and software for rapid usage in the laboratory.



› Technical support

A team of experts in thermodynamics & microfluidics will provide you individual customer care, specialist advice and technical support: the guarantee for a solution tailored to your specific research

› Customizable

Various configurations adapted to your needs: fast temperature shift, microfluidic temperature gradient ...

› Compact

A lightweight and small-sized heat exchanger designed to fit smoothly with all universal microscope inserts.

› Compatible Whatever your microfluidic chip we will propose you a solution to set and control the temperature of your sample.

Our software Makes Your Work Easier

A simple & efficient temperature management software for experiments with total confidence!

- ▶ The intuitive software interface allows an easy and immediate use.
- ▶ The edition of temperature sequences allows high reproducibility of the experimental procedure.
- ▶ Do your experiment then export & save the experimental data for further analysis.



National Instruments is our technological partner for embedded electronics



TEMP TECHNICAL SPECIFICATIONS

Specifications	
Power supply	120V- 60 Hz / 230V-50 Hz
Number of channels	2 independent temperature controls
Temp. Sensor Types	Pt100
Cooling / heating elements	Peltier elements
Heat exchanger	Stainless steel waterblocks
Heat dissipation	Liquid cooling system
Temperature Homogeneity	< 0.5 °C
Temperature Precision	+/- 0.1 °C
Temperature Range	5°C - 45°C (extended range in option)
Thermal Power Control	PID, Performance-optimized
Control Interface	USB Tempocell Software
Output connectors	Female Luer Lock
Heat exchanger dimensions	105 x 50 x 30 mm
Heat exchanger weight	850 g
Computer specifications	USB 2.0 port or faster , Intel Pentium II 500 MHz or faster, 2 Go Hard Disk space, Windows XP, Vista and Windows 7 are supported, each both 32 and 64 bit.
Warranty	One year, parts and labour

Related Products & Services



>Eppendorf® Microfluidic Tank

100% gas tight connection caps.
1.5 - 2 mL Eppendorf® tubes
15 mL BD Falcon® tubes
100 mL - 2 L Upchurch® bottle caps.




> Broad Product Line

Elveflow instruments are designed to work together on your microfluidic setup. Switch valve system, flow rate monitoring, temperature control...



>Connection Kits

Bored of microplumbing issues? Our kits enable to easily connect your microfluidic device to any pressure or flow control equipment.



>Service

Benefit from our microfluidics PhD team's expertise. Take advantage of our support for specific developments on your setup.



>Grants & Partnerships

Elveflow invests in co-development and cooperative projects with academic, SME and industrial partners to take an active part in the development of microfluidics.

It is no coincidence that the most prestigious names trust in us



BOX

Soft Lithography Solutions



SoftLithoBox[®] Create your Molds. Replicate your Chips.

Ready To Use Soft Lithography Station for Fast & Easy PDMS Devices Production

A Turnkey System that Includes Everything

- › We provide equipment, chemicals, protocols, training & assistance

Major strengths of SoftLithoBox

- › **Save Time** : Do not waste time trying to set up a microfabrication facility on your own, we are here !
- › **Easy to Use** : Our reliable protocols will help you to quickly become self-sufficient.
- › **Save Space** : The equivalent of a conventional clean room in 3 m².
- › **Highly Efficient** : Get a direct access to high quality microfabrication tools - resolution down to 1 μ m.

MICRO-CHEM

DOW CORNING



RADIO PAPER



SIGMA-ALDRICH

ThermoFisher
SCIENTIFIC

memmert
Experts in Thermostatics

VWR



Fisher Scientific

HAMAMATSU

Laurell
TECHNOLOGIES CORPORATION

SoftLithoBox SU-8 PHOTOLITHOGRAPHY PACK

Quickly create your own master molds out of the clean room.

Our benchtop SU-8 photolithography facility includes everything you need to fabricate molds for microfluidics in your lab and test new experiments fast :



- Programmable hot plates
- Programmable spin coater
- Programmable UV lamp
- Pressurized air gun...

All chemicals for photolithography (MicroChem Corp. SU-8, SU-8 developer, TCMS, Isopropanol, etc.) and all associated accessories (Silicon wafers, wafer tweezers, timers ...) are also included.

SoftLithoBox PDMS MOLDING PACK

Replicate easily your PDMS devices out of the clean room.

With our benchtop PDMS molding facility, just take your master molds and duplicate PDMS devices directly in your lab. Our PDMS molding facility includes all equipments so that you can start your fabrication immediately :



- Complete air plasma system
- Oven for fast PDMS curing
- Desiccator for PDMS degassing
- Spin-coater for multilayer PDMS devices

All chemicals for photolithography (MicroChem Corp. SU-8, SU-8 developer, TCMS, Isopropanol, etc.) and all associated accessories (Silicon wafers, wafer tweezers, timers ...) are also included.

SoftLithoBox FULL SOFT LITHOGRAPHY PACK

Quickly create your own molds & replicate your devices out of the clean room.

The full softlithography pack, includes everything you need to fabricate molds and replicate PDMS devices directly in your lab. Our pack includes all equipment and support to produce chips autonomously : Complete air plasma system



- Oven for fast PDMS curing
- Desiccator for PDMS degassing
- Spin-coater for multilayer PDMS devices

All chemicals for photolithography (MicroChem Corp. SU-8, SU-8 developer, TCMS, Isopropanol, etc.) and all associated accessories (Silicon wafers, wafer tweezers, timers ...) are also included.

It is no coincidence that the most prestigious names trust in us

